

Handwriting at St. Jude's

In September 2018, we adopted a new approach to handwriting at our school called 'Achieving Excellence in Handwriting' written by Martin Harvey and Debbie Watson. Formation of lower letters is taught with letters grouped together in families:

Ready to Write

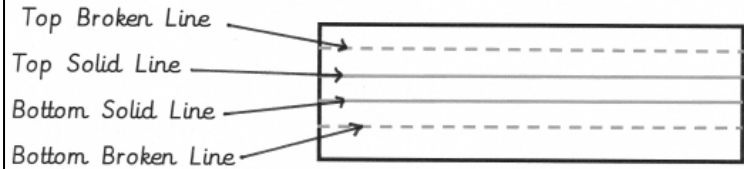
BBC - Bottom Back Chair

TNT - Tummy Near Table

Six legs, Two Hands (4 chair +2) (One hand to hold pencil, other hand on sheet)

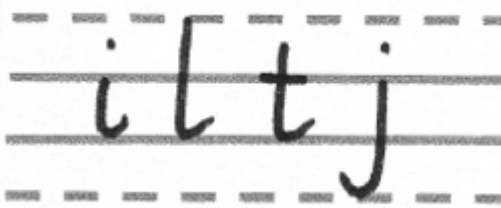
Pinchy Parrot – three point grip

Put your pencil to bed.

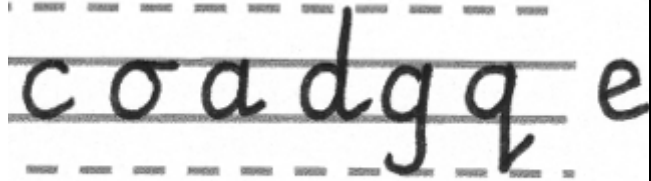


Start each lesson with a series of tall, short, tail lines – use this time to check grip.


Family 1- The Straight Line Family



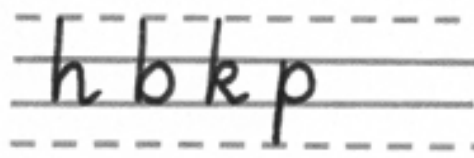
Family 2 – The Coat Hanger Family




Family 3 – The Bridge Family




Family 3 – The Bridge Family (continued)



Family 4 – The ZigZag Family




Family 5 – The Smile Family



Language:

Family 6 – The Misfits



small, tall, tail, bridges,
triangles, egg shape, shoe
lace k, diagonal joining
stroke

Upper case letters are taught as letters in size which do not join on to the letter that follows.